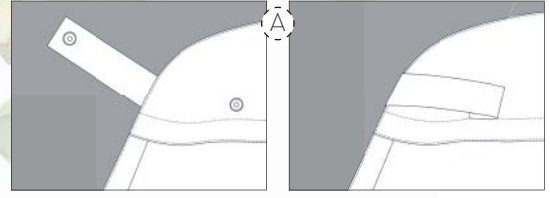


WINTER *Clever* COVER

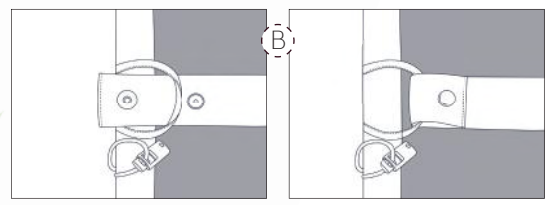
4 Easy-to-attach wearing styles

● CLASSIC



EN: Attach the small detachable straps found on the upper side of the cover to the straps of the carrier. You can open and close the straps by using the snap fasteners.

RO: Ataseaza curelusele scurte detasabile aflate in partea de sus a coverului pe bretelele sistemului de purtare. Inchiderea si deschiderea se realizeaza cu ajutorul capselor.



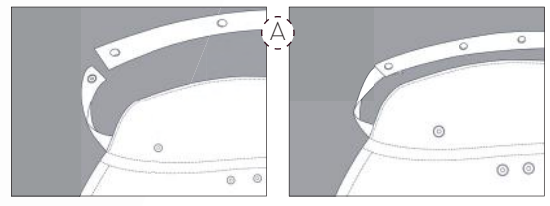
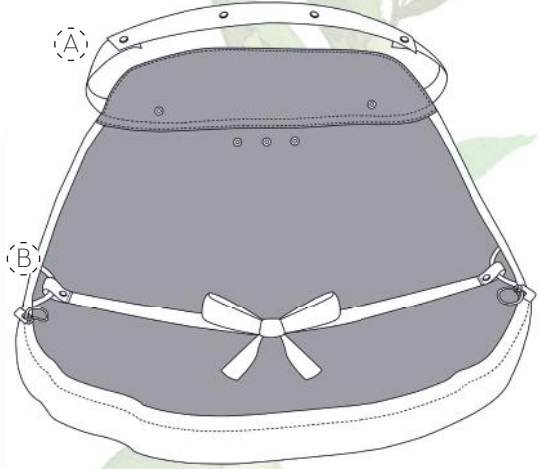
EN: This type of gripping is mostly used for standard front carrying; Are you a smart casual kind of parent? You will love this classic style.

RO: Acest tip de prindere este cel mai utilizat in cazul purtarii bebelusului in fata, in pozitie clasica. Esti un parinte care prefera stilul smart casual? Atunci acest tip de prindere ti se va parea alegerea perfecta!

EN: To use the long detachable straps, attach them to the cover by opening and closing the snap fasteners. Put the long straps around your waist and knot them on the back.

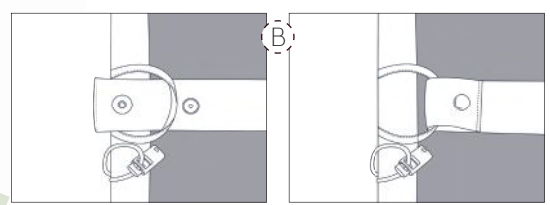
RO: Pentru utilizarea cureluselor detasabile lungi, atasati-le pe cover cu ajutorul capselor. Plasati curelusele lungi in jurul taliei si legati-le la spate.

● EASY



EN: Use the detachable short strap and attach it to the small non detachable straps on the upper side of the cover. Put this around your neck.

RO: Folosete curelusa detasabila scurta si ataseaz-o pe curelusa non-detasabila aflată pe partea de sus a coverului. Prinde-o in jurul gatului.



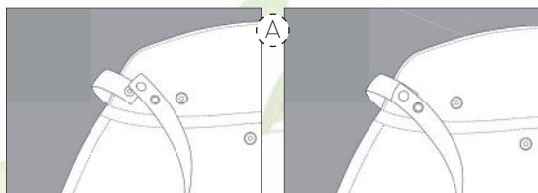
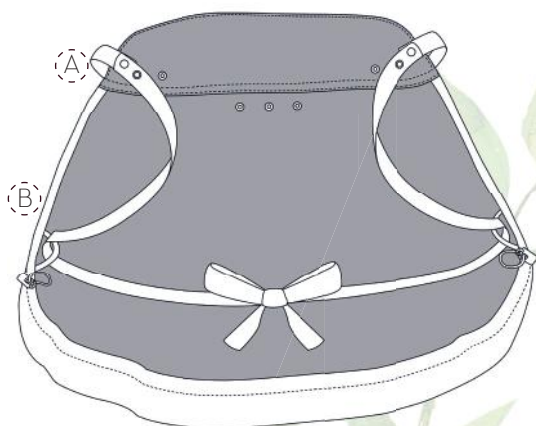
EN: 3 seconds put-on gripping, - this is the easiest way to place the cover over any type of baby carrier, for front carrying or hip carrying. Busy parents, impatient babies or running late? This easy to attach apron-style is the one for you.

RO: Gata in 3 secunde - aceasta este cea mai simpla metoda de a plasa coverul peste orice tip de sistem de purtare (purtare pe sold sau in fata). Esti mereu grabit, ai un bebelus nerabdator, iar timpul nu e in favoarea ta niciodata? Atunci acest stil de tip sort este pentru tine.

EN: Attach the long detachable straps on the loops found on the down side of the cover, by using the snap fasteners. Put the long straps around your waist and knot them on the back.

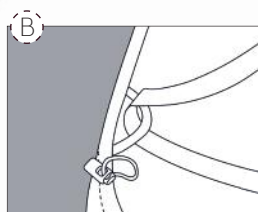
RO: Ataseaza curelusele detasabile lungi pe gajicile aflate in partea de jos a coverului, cu ajutorul capselor. Plasati curelusele lungi in jurul taliei si legati-le la spate.

ON-THE-GO



EN: Using the snap fasteners, attach the long detachable straps to the small non detachable ones on the upper side of the cover.

RO: Folosindu-te de capse, ataseaza curelusele lungi detasabile pe cele scurte non-detasabile aflate pe partea de sus a coverului.



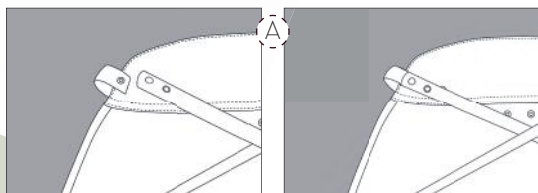
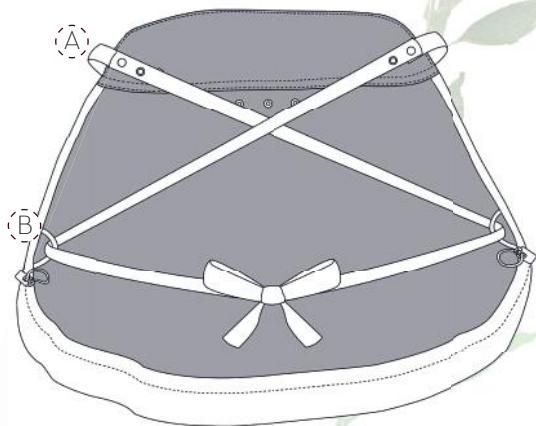
EN: Pass the long straps through the cover's loops, put the cover over the babycarrier and your child and knot the straps on the front or back, based on how you wear your baby.

RO: Trece curelusele lungi prin gaicile coverului, plaseaza coverul peste sistemul de purtare si leaga curelusele in fata sau in spate, in functie de cum anume iti porti copilul.

EN: Easy and fast - A great choice for parents always on the go. Are you walking your dog 3 times a day, on a daily basis? Is adventure always on your list? Then this type of gripping is for you!

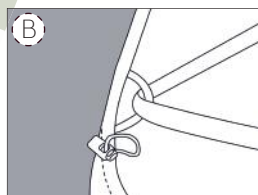
RO: Rapid si usor - alegerea perfecta pentru parintii in continua miscare. Iti plimbi catelul de 3 ori pe zi, in fiecare zi? Este aventura mereu pe lista ta? Atunci acest tip de atasare a coverului este pentru tine.

COOL



EN: Attach the long detachable straps to the small non detachable ones found on the upper side of the cover. Once you attach them, criss-cross the straps.

RO: Ataseaza curelusele detasabile lungi la cele scurte non-detasabile aflate pe partea superiara a coverului. Odata atasate, aranjeaza-le astfel incat sa formeze un X.



EN: Pass the long straps through the cover's loop, then knot the straps.

RO: Trece curelusele lungi prin gaicile coverului, iar apoi leaga curelusele una de alta.

EN: With a stylish criss-cross, this is a fashionable and cool way to wear the cover, while front carrying, back carrying or hip carrying your baby. Are you a wrap or a sling lover? With the easy to attach cool style, you will simply stand out.

RO: Avand un design in X, aceasta este alegerea fashion de a purta coverul, in orice tip de purtare: standard, in spate sau pe sold. Iti porti copilul in wrap sau sling? Atunci cu acest tip de legare te vei distinge!



S.C. DENERIS TRADE S.R.L.
21G/1 Tautului Street, Floresti
407280, Cluj, Romania
www.isara.ro

